

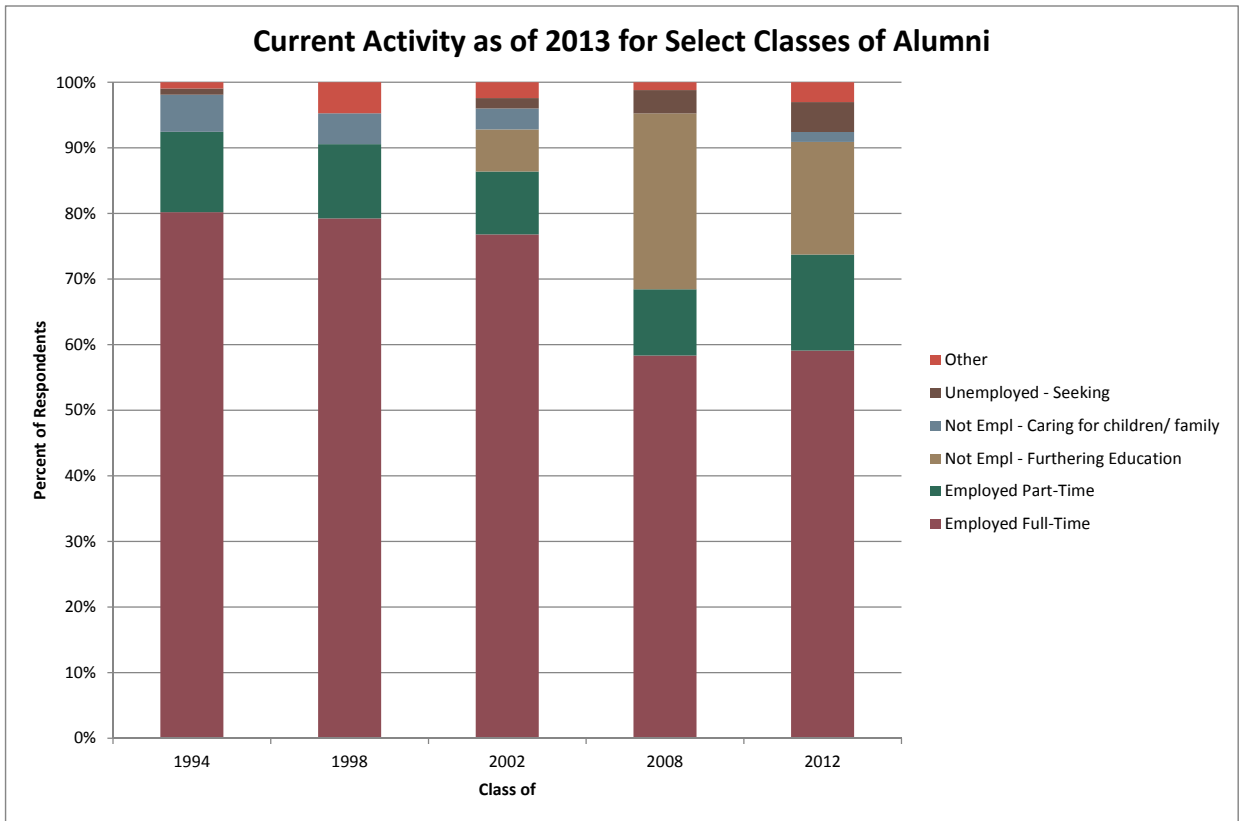
Swarthmore College
Plans of Graduating Seniors; Actual Activities of Alumni

Activities Planned by Seniors **Class of 2014**

What do seniors plan to be doing the following Fall? (respondents could select all that applied)

Employment	<u>87%</u>
Full-Time (including self-employment)	73%
Part-Time	13%
Graduate/Professional School	<u>18%</u>
Full-Time	13%
Part-Time	5%
Starting own company or organization	2%
Enrolled in some other education program (such as completing degree or post-baccalaureate program)	4%
Other Activity (the following seven choices were only presented to those who selected "other")	
Internship	3%
Military Service	1%
Freelance/performing	3%
Family and other caregiving	1%
Traveling	5%
Undecided	6%
Other	3%

In the coming year, will be doing service or volunteer work through a service organization (e.g. Peace Corps, Teach for America) 8%



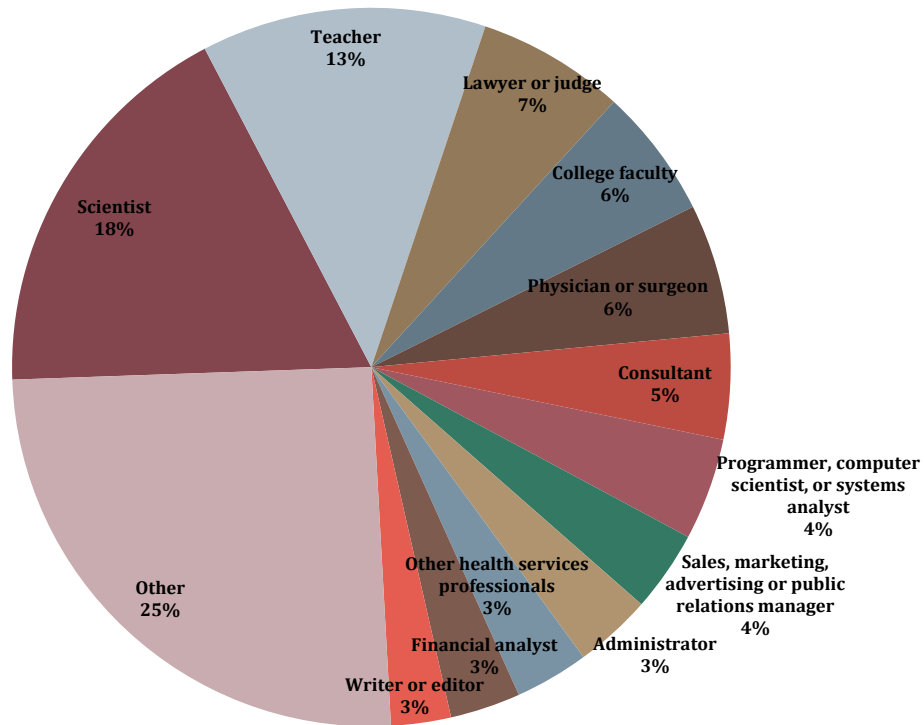
SOURCES:

SENIORS: Senior Surveys, conducted biennially in the spring of the class's graduating year (These are general surveys, different from those conducted annually by Career Services.) This is a consortium survey that may undergo minor modifications each year. As this can result in changes that make interpreting trend data challenging, only the most recent year is reported here.

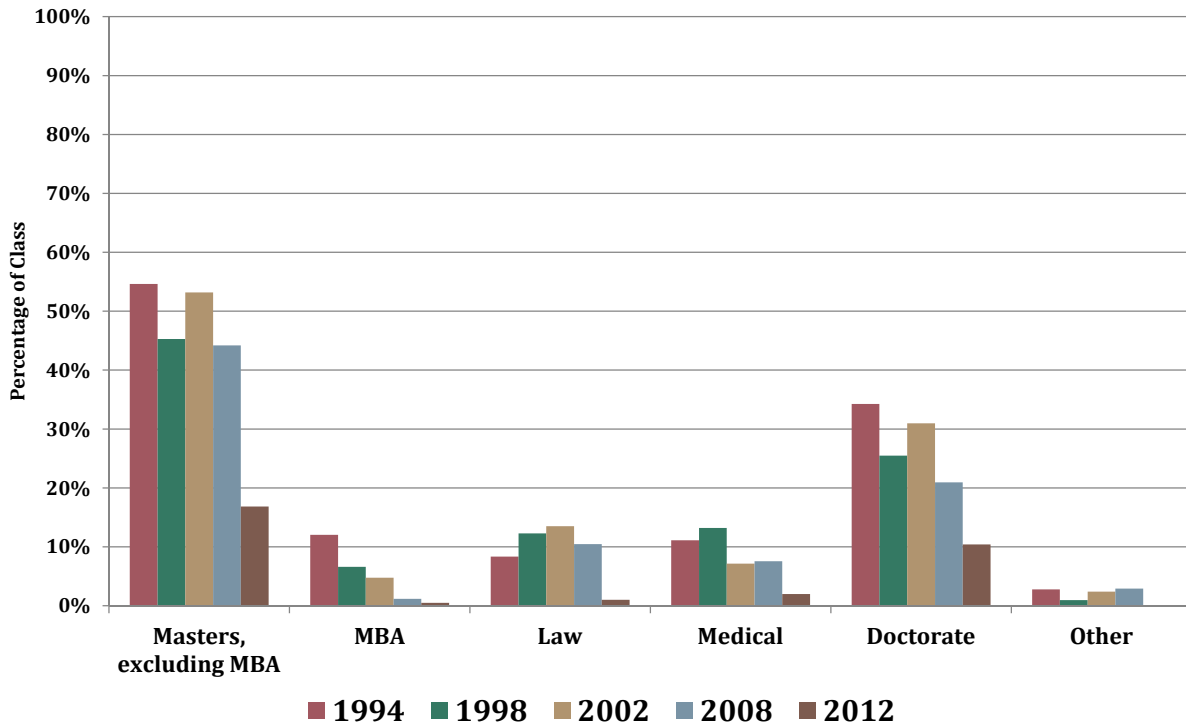
ALUMNI: 2013 Alumni Survey for classes of 1994, 1998, 2002, 2008, and 2012.

Swarthmore College
Alumni Occupations & Degrees

Occupation Categories as of 2013
Classes of 1994, 1998, 2002, 2008, and 2012



Type of Advanced Degree(s) Earned, or Enrolled (as of 2013)
for Classes of 1994, 1998, 2002, 2008, and 2012



SOURCE: 2013 Alumni Survey for classes of 1994, 1998, 2002, 2008, and 2012.