


Name: _____

Tetrominoes!!!

Background:


A **tetromino** is the figure you get when you put *four squares* together and make one large polygon. You may recognize the beginning of the word tetromino from the popular video game *Tetris*. In fact, the shapes that fall down on the screen in that game are actually tetrominoes!!!

To get a better idea of what a tetromino is, look at this example:

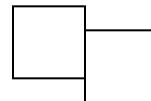


I combined four squares to make this tetromino.

There is only one rule about how the squares must be connected to one another: *Squares must be touching along their entire sides.*



Right



Wrong

The Assignment:

Your job is to draw as many different tetrominoes as you can. You should be able to find 5 tetrominoes (you can use my example from above). There may even be more!

Use the back of this paper to draw your different shapes. Remember, each shape you draw should be made up of 4 squares. We will be using these in class, so try your best, but don't panic if you're having trouble!

Having trouble?

1. Cut out 4 squares from a piece of paper and use those to help make your shapes.
2. Try looking at a game of Tetris on the internet for inspiration.